

DESCRIPTION

INTEGRA™ Flowable Wound Matrix is an advanced wound care device comprised of granulated cross-linked bovine tendon collagen and glycosaminoglycan. The granulated collagen-glycosaminoglycan is hydrated with saline and applied in difficult to access wound sites and tunneled wounds. It provides a scaffold for cellular invasion and capillary growth.

INTEGRA™ Flowable Wound Matrix is supplied sterile, in single use kits containing one syringe with granular collagen, one empty sterile syringe, one luer lock connector, and one flexible injector.

INDICATIONS

INTEGRA™ Flowable Wound Matrix is indicated for the management of wounds including: partial and full-thickness wounds, pressure ulcers, venous ulcers, diabetic ulcers, chronic vascular ulcers, tunneled/undermined wounds, surgical wounds (donor sites/grafts, post-Moh's surgery, post-laser surgery, podiatric, wound dehiscence), trauma wounds (abrasions, lacerations, second-degree burns, skin tears) and draining wounds. The device is intended for one-time use.

CONTRAINDICATIONS

- This device should not be used in patients with known sensitivity to bovine collagen or chondroitin materials.
- The device is not indicated for use in third degree burns.

PRECAUTIONS

- Do not resterilize. Discard all opened and unused portions of INTEGRA™ Flowable Wound Matrix.
- Device is sterile if the package is unopened and undamaged. Do not use if the package seal is broken.
- Discard device if mishandling has caused possible damage or contamination.
- INTEGRA™ Flowable Wound Matrix should not be applied until excessive exudate, bleeding, acute swelling and infection are controlled.
- Debridement or excision must be done thoroughly to remove any remaining necrotic tissue that may cause infection.
- The following complications are possible with the use of wound management products: infection, chronic inflammation (initial application of wound dressings may be associated with transient, mild, localized inflammation), allergic reaction, excessive redness, pain, or swelling. If any of these conditions occur, the device should be removed.

CAUTION:

Federal law restricts this device to sale by or on the order of a physician or practitioner.

For product ordering information, technical questions, or reimbursement issues please call 877-444-1122 or 609-275-0500.

Patent pending.

Integra and the Integra wave logo are trademarks of Integra LifeSciences Corporation.
© 2007 Integra LifeSciences Corporation. All Rights Reserved.

INTEGRA™ 
FLOWABLE WOUND MATRIX

- Non-pyrogenic
- Do not resterilize
- Store at room temperature
- Avoid excessive heat
- Avoid freezing
- Latex free

4530012000

 **INTEGRA™**

INTEGRA™ FLOWABLE WOUND MATRIX

HOW SUPPLIED

INTEGRA™ Flowable Wound Matrix is supplied sterile, in single use kits containing one syringe with granular collagen, one empty sterile syringe, one luer lock connector, and one flexible injector.










Product Code	Size	Quantity
FWD301	3cc	1 unit/box


STORAGE

Store at room temperature (+10°C - +30°C). Avoid excessive heat. Avoid freezing.

PRODUCT INFORMATION DISCLOSURE

INTEGRA HAS EXERCISED REASONABLE CARE IN THE SELECTION OF MATERIALS AND THE MANUFACTURE OF THESE PRODUCTS. INTEGRA EXCLUDES ALL WARRANTIES, WHETHER EXPRESSED OR IMPLIED, INCLUDING BUT NOT LIMITED TO, ANY IMPLIED WARRANTIES OF MERCHANTABILITY OR FITNESS FOR A PARTICULAR PURPOSE. INTEGRA SHALL NOT BE LIABLE FOR ANY INCIDENTAL OR CONSEQUENTIAL LOSS, DAMAGE, OR EXPENSE, DIRECTLY OR INDIRECTLY ARISING FROM USE OF THIS PRODUCT. INTEGRA NEITHER ASSUMES NOR AUTHORIZES ANY PERSON TO ASSUME FOR IT ANY OTHER OR ADDITIONAL LIABILITY OR RESPONSIBILITY IN CONNECTION WITH THESE PRODUCTS. INTEGRA INTENDS THAT THIS DEVICE SHOULD BE USED ONLY BY PHYSICIANS SKILLED IN THE USE OF THE DEVICE.

 Do not reuse after opening	 Lot number
 See instructions for use	 Expiration date
 Storage temperature range +10°C - +30°C	 Sterile
Rx ONLY Federal (USA) law restricts this device to sale by or on the order of a physician or practitioner	 Sterile—method of sterilization: irradiation
REF Catalog number	 Sterile—method of sterilization: ethylene oxide
 Manufacturer	



INSTRUCTIONS FOR USE

- Always handle INTEGRA™ Flowable Wound Matrix using aseptic techniques. Inspect all packaging integrity including protective wrapping, syringes and tip caps. **Do not use if packaging is damaged, or tip cap is missing or not fully attached to syringe. Visually inspect the empty syringe. Do not use if empty syringe contains cracks or visible particulate matter.**
- Prepare wound bed using standard methods to ensure wound is free of debris and necrotic tissue. If necessary, surgically debride the wound to ensure the wound edges contain viable tissue. Peel open all three pouches (dry granulated collagen syringe pouch, empty sterile syringe pouch and the luer lock connector accessory pouch).
- Pour saline into sterile container and draw 3.0ml of saline into the empty syringe.
- Remove tip cap from the 6ml dry collagen syringe and attach luer lock connector to the collagen syringe.
- Attach the syringe containing saline to the other end of the luer lock connector.
- Hold both syringes in your hands securely.
- Dispense all saline fluid into the dry collagen syringe.
- Depress plungers back and forth at least 15 times to prepare the flowable wound matrix.
- Consider the flowable wound matrix mixed when product appearance is consistent and homogeneous and all the product can be moved from one syringe to the other.
- Ensure all the mixed material is moved into the 6ml collagen syringe (white plunger).
- Remove the luer lock connector and the empty syringe while holding the 6ml syringe.
- Attach flexible injector tip securely to the 6ml syringe.
- Slowly depress plunger to 3ml to remove air pockets.
- When dispensing Flowable Wound Matrix, first determine the location of the base of the wound bed utilizing the flexible injector. Upon dispensing product into the wound, avoid pressing the injector tip directly against the base of the wound to ensure the product is not prevented from exiting the flexible injector.
- After application, use an optimal secondary dressing to maintain matrix adherence and protect the wound area. The optimum dressing is determined by wound location, size, depth and user preference.
- Change the dressing as needed. Frequency of dressing changes will be dependent upon volume of exudate produced, type of dressing used and the clinician's need to inspect the wound bed for signs of infection or healing.
- On inspection, if the wound is not completely filled, use an additional dose of the INTEGRA™ Flowable Wound Matrix to complete the procedure.